


England's left behind children

Over **2 million children** in families affected by severe poverty, domestic abuse, parental mental health issues, parental substance misuse, or where the child is a young carer or a parent is in prison.



- 400,000 of these children get support from a social worker
- **More than a third – 800,000 – are not known to local services**



82,000 5 year olds who started school in 2019/20 failed to meet **half of their expected development indicators**

313,000 children in, or around, street gangs.

Only 8,000 of these are known to Youth Offending Teams or Children's Services



24,000 children were removed from school to be home educated in 2017/18

1.3 million children with significant mental health conditions

Less than a quarter of these – 391,940 – received NHS treatment in 2019/20.



1,340 children locked up in England in youth custody, secure hospitals/children's hospitals or held elsewhere under detention orders.



7 in 10 children in care face a change of home, school or social worker each year

Impacts of the pandemic on children

840 million days of face-to-face schooling will have been lost by 8 March



During the first lockdown the disadvantage gap amongst 7 year olds increased by 40%. **Poorer 7 year olds now 7 months behind their more affluent peers**

Two thirds of primary school children felt lonely – a 50% increase



The number of **children harmed or killed by abuse or neglect rose by 27%** in the first lockdown



The rate of clinically significant **mental health conditions increased by 50%**



Children from **richer families spent 30% more time on home learning** than those from poorer families



The proportion of children doing an hour a day of **sport or exercise a day fell from 47% to 19%**



Major risks to children at home, from **domestic violence to alcohol consumption have increased**, but the number of children coming to the attention of services has fallen

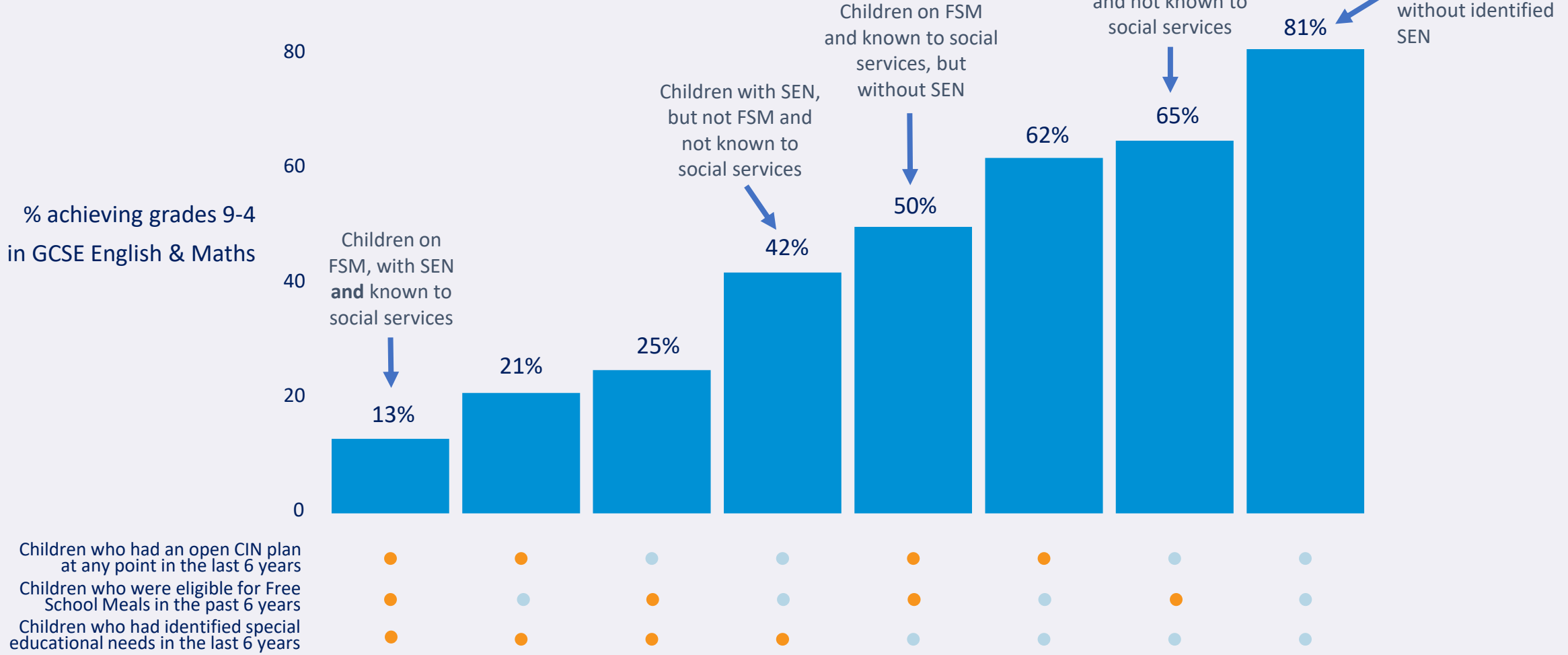
Many children in youth custody were **locked up in their cells for more than 23 hours a day** for months on end



Increasing numbers of children leaving education without Level 2 qualifications

- The percentage of children eligible for free school meals (FSM) who fail to reach Level 2 by age 19 has **been rising for 4 years** after falling for 20 years
- A child on FSM is *twice* as likely as their wealthier classmates not to reach Level 2
- In some areas of the North and Midlands, half of children receiving FSM go on **to leave education without a Level 2 qualification**
- The Government **does not have a plan** to tackle this or a target to bring it down

Vulnerability and educational attainment



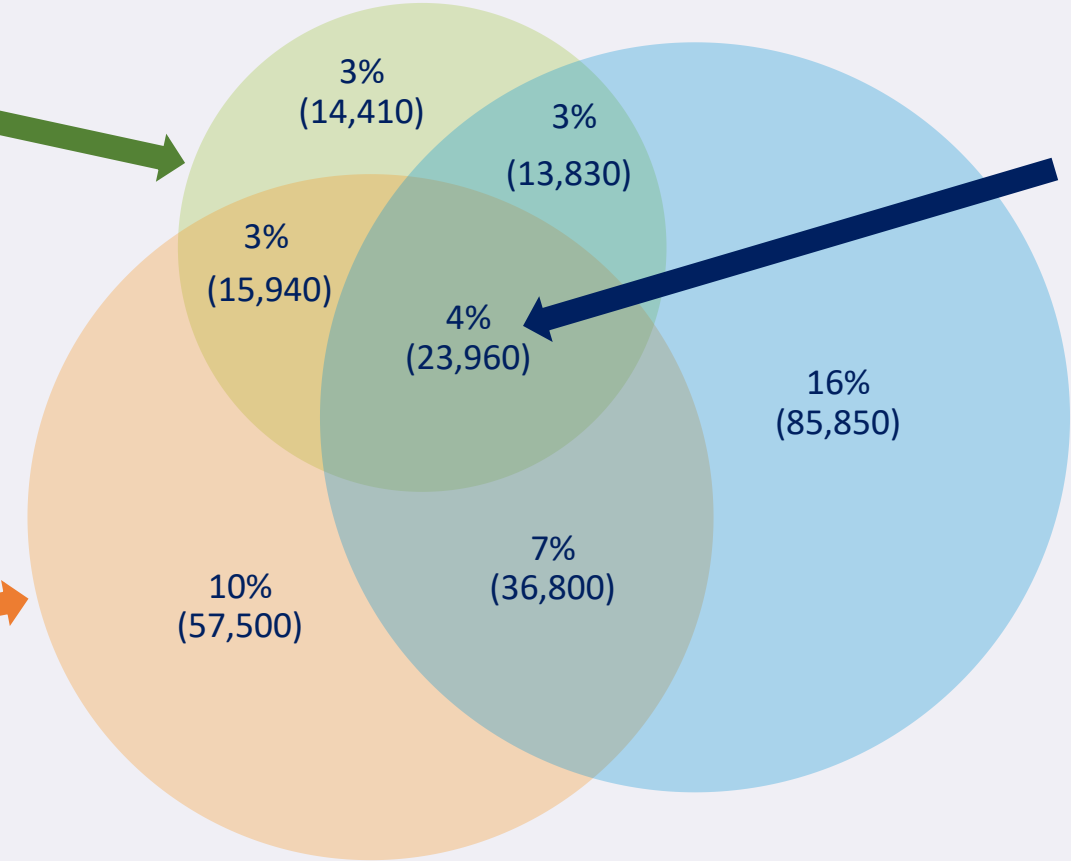
Overlapping vulnerabilities in the lives of children

Among children sitting GCSEs in 2019, the percentage and number who had each type of vulnerability:

Of the children who had been CIN in the last 6 years, nearly 80% had also had FSM or SEN

Of the children who had been FSM in the last 6 years, more than half had also had CIN or SEN

4% of the cohort had CIN, FSM and SEN within the last 6 years



- Children who had an open CIN plan at any point in the last 6 years
- Children who were eligible for Free School Meals in the past 6 years
- Children who had identified special educational needs in the last 6 years

45% of the cohort had any of these vulnerabilities

Children's Commissioner's challenge to Government and all politicians

> Are you **serious** about children, and their **achievements**? Will you follow this through not just this month, but this year and next?

> Do you **understand** the additional harm that has been done to children during the pandemic?

> Are you serious about '**building back better**' and '**levelling up**'? Will you put the children who were already disadvantaged at the centre of it?